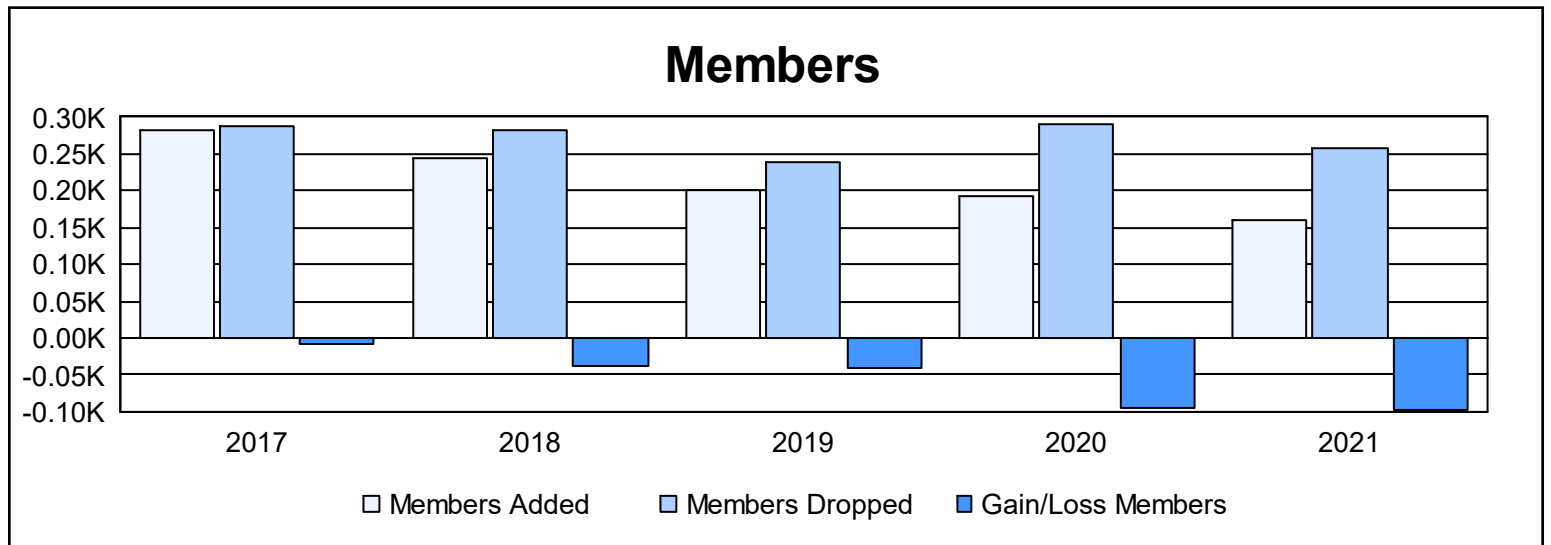
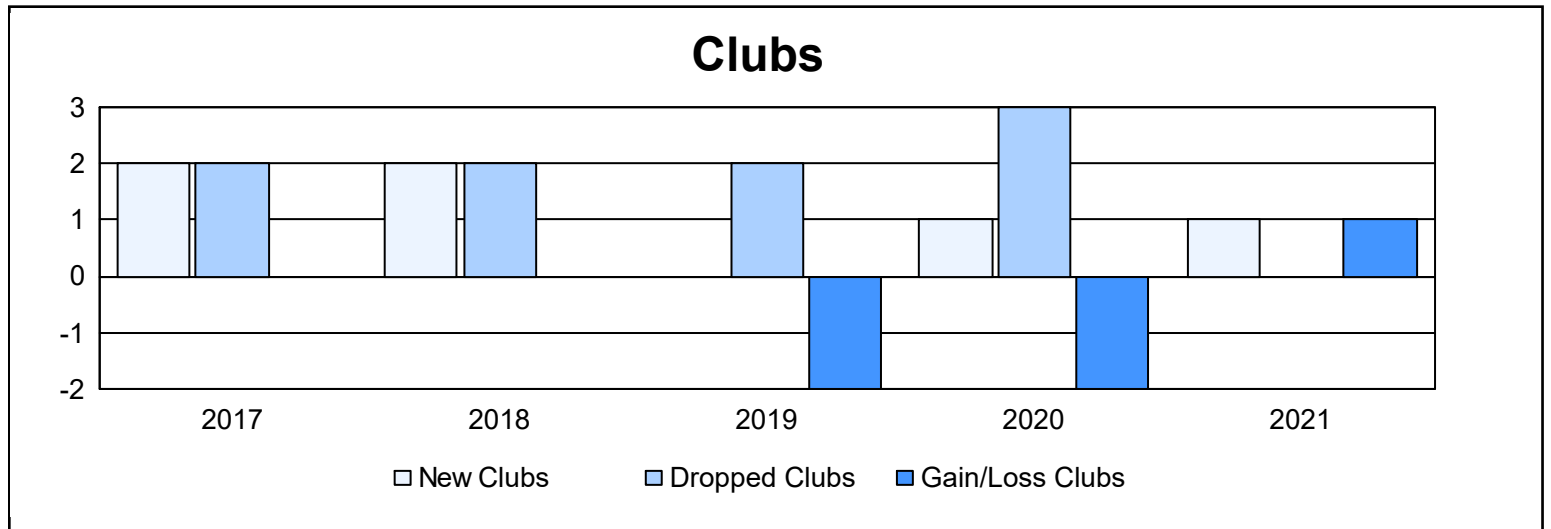
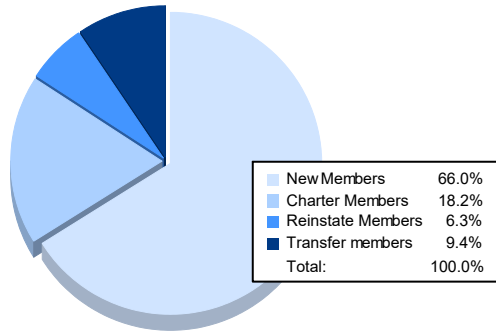


Year	New Clubs	Dropped Clubs	Gain/ Loss Clubs	New Members	Charter Members	Reinstate Members	Transfer Members	Total Member Added	Total Members Dropped	Gain/ Loss Members
2016-2017	2	2	0	194	48	9	30	281	288	-7
2017-2018	2	2	0	156	51	9	29	245	283	-38
2018-2019	0	2	-2	170	1	11	18	200	240	-40
2019-2020	1	3	-2	130	21	8	35	194	290	-96
2020-2021	1	0	1	105	29	10	15	159	258	-99
<b>Average</b>	<b>1</b>	<b>2</b>	<b>-1</b>	<b>151</b>	<b>30</b>	<b>9</b>	<b>25</b>	<b>216</b>	<b>272</b>	<b>-56</b>



### Membership Composition June 2021 Cumulative



### Gender Composition June 2021 Cumulative

